




WHEN?

Safer Internet Day takes place every February



# PROTECTING YOURSELF WHILE USING THE INTERNET




## PERSONAL INFORMATION

- Think before , what you post online, can be seen by anyone.
- Sharing sensitive information such as your address, phone number, family members' names, passwords, birth date or school names is risky and should be avoided.


## PHOTOS



Remember that pictures posted online may be copied, altered, and shared with many people without your knowledge or consent, unless you use privacy settings to limit who has access to the pictures.



Photos taken from smartphones embed the GPS Coordinates in the photo, which will allow others to know the location of where the picture was taken and may be used to find you.



## UPDATES

Updates. Keep your computer's operating system, browsers, antivirus, and other software up to date with the latest or daily security patches



## PASSWORD



- Choose strong passwords using 10 characters and combinations of upper case letters, lower case letters, symbols, and numbers. Do not include personal information.
- Never leave passwords near your computer or in plain sight.
- Use different passwords for various online activities because if one password is compromised, all will be compromised.
- Never share your password.

# THINK BEFORE YOU CLICK